



Caratteristiche tecniche:

- Scatola e bocchetta in acciaio verniciate grigio alluminio
- Scrocco autobloccante
- Entrata regolabile da 50 a 80 mm
- Cilindro esterno a tubo lunghezza 55 mm., nichelato
- Tensione 12 V ca
- Corrente assorbita 2,5A

Dotazione:

- Bocchetta
- Foglio Istruzioni
- Viti fissaggio
- 3 chiavi art. 1.01070.10.1

A richiesta:

- Modulo Booster art. 1.07022.00.0

Certificazione:

- Questa serie di elettroserrature è certificata secondo la norma Europea EN 14846:08:

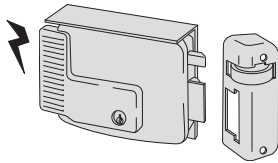
| 3 | C | 2 | 0 | 0 | M | 3 | 0 | 2 |

- grado 3 Security (500 Kg. alla spinta laterale e 200 Kg. alla spinta frontale)

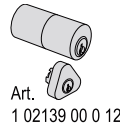
Mano:

- 1 = destra interna
- 2 = sinistra interna
- 3 = destra esterna
- 4 = sinistra esterna

| Tipologia | Descrizione | Cilindro | Mandate | Entrata | Unitario | Pezzi | ARTICOLO | | | | |
|-----------|-------------|----------|---------|---------|----------|-------|----------|------|------|------|-------------|
| | | | | | | | Tipo | Dim. | Mano | Fin. | Pers. Spec. |

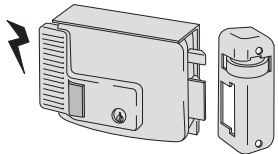


- Tettuccio protettivo e sottobocchetta

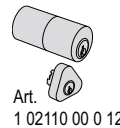


Art. 1.02139.00.0.12

| | | | | | | | |
|----|-------|---|---|-------|----|---|----|
| 50 | 2,140 | 5 | 1 | 11721 | 50 | 1 | N7 |
| 50 | 2,140 | 5 | 1 | 11721 | 50 | 2 | N7 |
| 60 | 2,140 | 5 | 1 | 11721 | 60 | 1 | N7 |
| 60 | 2,140 | 5 | 1 | 11721 | 60 | 2 | N7 |
| 70 | 2,140 | 5 | 1 | 11721 | 70 | 1 | N7 |
| 70 | 2,140 | 5 | 1 | 11721 | 70 | 2 | N7 |
| 80 | 2,140 | 5 | 1 | 11721 | 80 | 1 | N7 |
| 80 | 2,140 | 5 | 1 | 11721 | 80 | 2 | N7 |

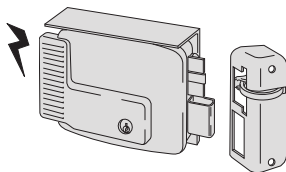


- Tettuccio protettivo e sottobocchetta
- Pulsante interno e cilindro
- Fermo a giorno

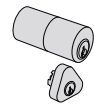


Art. 1.02110.00.0.12

| | | | | | | | |
|----|-------|---|---|-------|----|---|----|
| 50 | 2,180 | 5 | 1 | 11731 | 50 | 1 | N7 |
| 50 | 2,180 | 5 | 1 | 11731 | 50 | 2 | N7 |
| 60 | 2,180 | 5 | 1 | 11731 | 60 | 1 | N7 |
| 60 | 2,180 | 5 | 1 | 11731 | 60 | 2 | N7 |
| 70 | 2,180 | 5 | 1 | 11731 | 70 | 1 | N7 |
| 70 | 2,180 | 5 | 1 | 11731 | 70 | 2 | N7 |
| 80 | 2,180 | 5 | 1 | 11731 | 80 | 1 | N7 |
| 80 | 2,180 | 5 | 1 | 11731 | 80 | 2 | N7 |

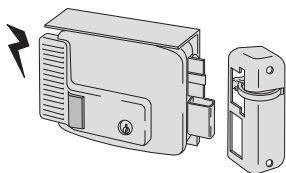


- Tettuccio protettivo e sottobocchetta
- Catenaccio a mandate manuali

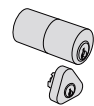


1.02145.00.0.12

| | | | | | | | |
|---|----|-------|---|-------|----|---|----|
| 2 | 50 | 2,200 | 1 | 11761 | 50 | 1 | N7 |
| 2 | 50 | 2,200 | 1 | 11761 | 50 | 2 | N7 |
| 2 | 60 | 2,200 | 1 | 11761 | 60 | 1 | N7 |
| 2 | 60 | 2,200 | 1 | 11761 | 60 | 2 | N7 |
| 2 | 70 | 2,200 | 1 | 11761 | 70 | 1 | N7 |
| 2 | 70 | 2,200 | 1 | 11761 | 70 | 2 | N7 |

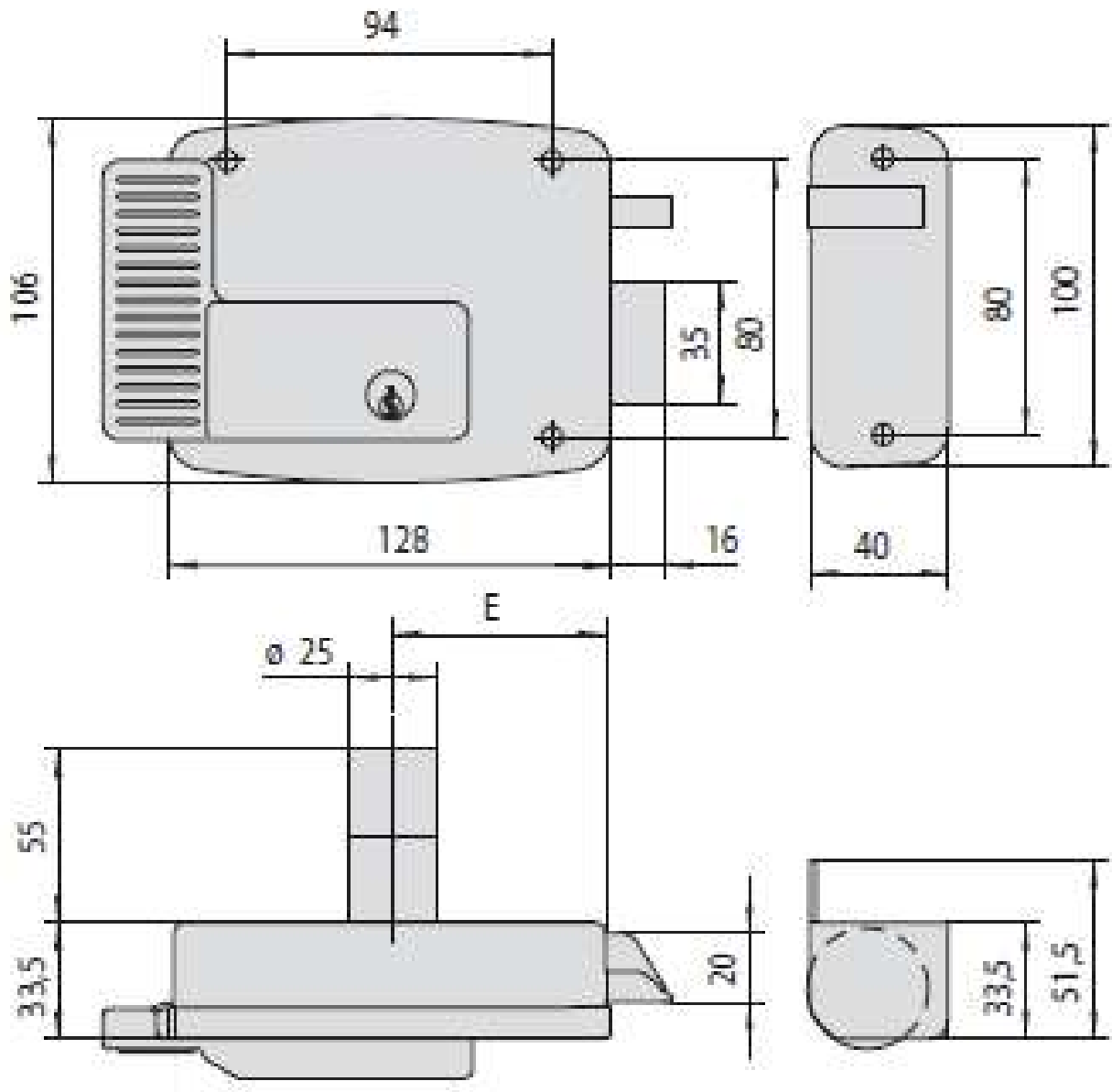


- Tettuccio protettivo e sottobocchetta
- Pulsante interno e cilindro
- Catenaccio a mandate manuali



1.02145.00.0.12

| | | | | | | | |
|---|----|-------|---|-------|----|---|----|
| 2 | 50 | 2,230 | 1 | 11771 | 50 | 1 | N7 |
| 2 | 50 | 2,230 | 1 | 11771 | 50 | 2 | N7 |
| 2 | 60 | 2,230 | 1 | 11771 | 60 | 1 | N7 |
| 2 | 60 | 2,230 | 1 | 11771 | 60 | 2 | N7 |
| 2 | 70 | 2,230 | 1 | 11771 | 70 | 1 | N7 |
| 2 | 70 | 2,230 | 1 | 11771 | 70 | 2 | N7 |



11721, 11731, 11921, 11931

E = 50 - 60 - 70 - 80