



**Caratteristiche tecniche:**

- Scatola e bocchetta in acciaio verniciate grigio alluminio
- Scrocco autobloccante
- Entrata regolabile da 50 a 80 mm
- Cilindro esterno a tubo lunghezza 55 mm., nichelato
- Tensione 12 V ca
- Corrente assorbita 2,5A

**Dotazione:**

- Bocchetta
- Foglio Istruzioni
- Viti fissaggio
- 3 chiavi art. 1.01070.10.1

**A richiesta:**

- Modulo Booster art. 1.07022.00.0

**Certificazione:**

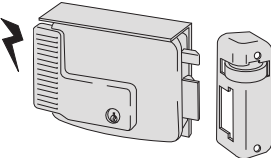

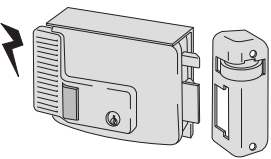

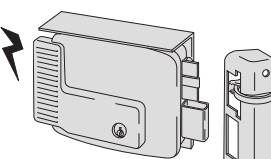

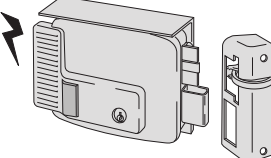

- Questa serie di elettroserrature è certificata secondo la norma Europea EN 14846:08:

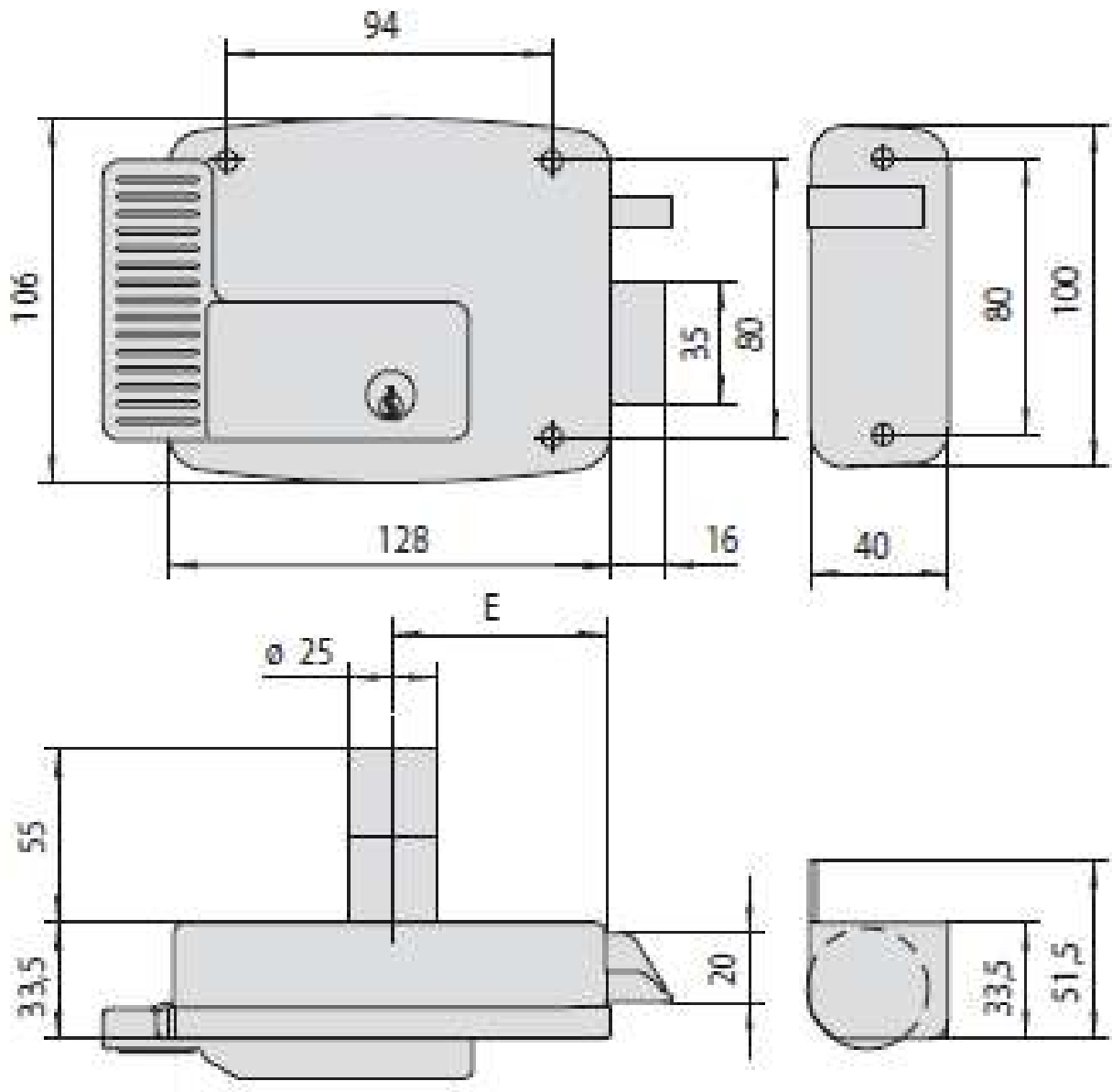
| 3 | C | 2 | 0 | 0 | M | 3 | 0 | 2 |

- grado 3 Security (500 Kg. alla spinta laterale e 200 Kg. alla spinta frontale)

**Mano:**

- 1 = destra interna
- 2 = sinistra interna
- 3 = destra esterna
- 4 = sinistra esterna

| Tipologia  | Descrizione | Cilindro  | Mandate | Entrata | Unitario | Pezzi | ARTICOLO |      |      |      |             |
|--|-------------|---|---------|---------|----------|-------|----------|------|------|------|-------------|
|  |             |   |         |         |          |       | Tipo     | Dim. | Mano | Fin. | Pers. Spec. |
|  <ul style="list-style-type: none"> <li>• Tettuccio protettivo e sottobocchetta</li> </ul>  |             | <br>Art. 1.02139.00.0.12   | 50      | 2,140   | 5        | 1     | 11721    | 50   | 1    | N7   |             |
|  |             |   | 50      | 2,140   | 5        | 1     | 11721    | 50   | 2    | N7   |             |
|  |             |   | 60      | 2,140   | 5        | 1     | 11721    | 60   | 1    | N7   |             |
|  |             |   | 60      | 2,140   | 5        | 1     | 11721    | 60   | 2    | N7   |             |
|  |             |   | 70      | 2,140   | 5        | 1     | 11721    | 70   | 1    | N7   |             |
|  |             |   | 70      | 2,140   | 5        | 1     | 11721    | 70   | 2    | N7   |             |
|  |             |   | 80      | 2,140   | 5        | 1     | 11721    | 80   | 1    | N7   |             |
|  |             |   | 80      | 2,140   | 5        | 1     | 11721    | 80   | 2    | N7   |             |
|  <ul style="list-style-type: none"> <li>• Tettuccio protettivo e sottobocchetta</li> <li>• Pulsante interno e cilindro</li> <li>• Fermo a giorno</li> </ul>               |             | <br>Art. 1.02110.00.0.12 | 50      | 2,180   | 5        | 1     | 11731    | 50   | 1    | N7   |             |
|  |             |   | 50      | 2,180   | 5        | 1     | 11731    | 50   | 2    | N7   |             |
|  |             |   | 60      | 2,180   | 5        | 1     | 11731    | 60   | 1    | N7   |             |
|  |             |   | 60      | 2,180   | 5        | 1     | 11731    | 60   | 2    | N7   |             |
|  |             |   | 70      | 2,180   | 5        | 1     | 11731    | 70   | 1    | N7   |             |
|  |             |   | 70      | 2,180   | 5        | 1     | 11731    | 70   | 2    | N7   |             |
|  |             |   | 80      | 2,180   | 5        | 1     | 11731    | 80   | 1    | N7   |             |
|  |             |   | 80      | 2,180   | 5        | 1     | 11731    | 80   | 2    | N7   |             |
|  <ul style="list-style-type: none"> <li>• Tettuccio protettivo e sottobocchetta</li> <li>• Catenaccio a mandate manuali</li> </ul>  |             | <br>Art. 1.02145.00.0.12 | 2       | 50      | 2,200    | 1     | 11761    | 50   | 1    | N7   |             |
|  |             |   | 2       | 50      | 2,200    | 1     | 11761    | 50   | 2    | N7   |             |
|  |             |   | 2       | 60      | 2,200    | 1     | 11761    | 60   | 1    | N7   |             |
|  |             |   | 2       | 60      | 2,200    | 1     | 11761    | 60   | 2    | N7   |             |
|  |             |   | 2       | 70      | 2,200    | 1     | 11761    | 70   | 1    | N7   |             |
|  |             |   | 2       | 70      | 2,200    | 1     | 11761    | 70   | 2    | N7   |             |
|  <ul style="list-style-type: none"> <li>• Tettuccio protettivo e sottobocchetta</li> <li>• Pulsante interno e cilindro</li> <li>• Catenaccio a mandate manuali</li> </ul> |             | <br>Art. 1.02145.00.0.12 | 2       | 50      | 2,230    | 1     | 11771    | 50   | 1    | N7   |             |
|  |             |   | 2       | 50      | 2,230    | 1     | 11771    | 50   | 2    | N7   |             |
|  |             |   | 2       | 60      | 2,230    | 1     | 11771    | 60   | 1    | N7   |             |
|  |             |   | 2       | 60      | 2,230    | 1     | 11771    | 60   | 2    | N7   |             |
|  |             |   | 2       | 70      | 2,230    | 1     | 11771    | 70   | 1    | N7   |             |
|  |             |   | 2       | 70      | 2,230    | 1     | 11771    | 70   | 2    | N7   |             |



11721, 11731, 11921, 11931

E = 50 - 60 - 70 - 80