



**GP020**

Struttura in acciaio, ruote pneumatiche con cerchio in acciaio, pala fissa, portata max 300 kg

*Steel structure, pneumatic wheels with steel rim, fix plate, max load 300 kg*



**GP030**

Struttura in acciaio, pala fissa, ruote triple con supporto in acciaio, portata max 300 kg

*Steel structure, fix plate, triple wheel with steel support, max load 300 kg*



**GU030**

Struttura in acciaio, ruote triple con supporto in acciaio, pala richiudibile, portata max 300 kg

*Steel structure, foldable plate, triple wheel with steel support, max load 300 kg*



GP020



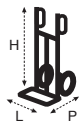





GP030



GU030

**RICAMBI A PAG. / SPARE PARTS AT PAGE 142**

Ref.								EAN
		mm	L P cm	H L P cm	kg	kg	m <sup>3</sup>	
<b>GP020</b>	<b>CON PALA FISSA</b>	25	45x26	134x57x58	300	14,00	0,44	8013186
<b>GP030</b>	<b>CON PALA FISSA/ RUOTA TRIPLA</b>	25	45x26	134x57x62	300	14,00	0,47	
<b>GU030</b>	<b>CON PALA RIBALTABILE</b>	25	49x42	132x57x52	300	15,00	0,44	