
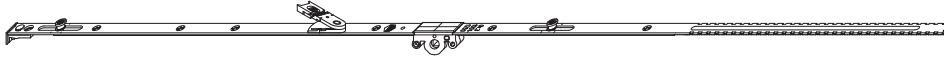





204705



55855



1.2.2 T&T Drive Gear BS 15 FHH i.S. without Tilt Lock Bolt



No

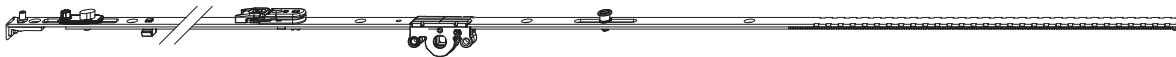
						with 170mm deductible dimension				
Silver	Size 00 ¹	15	1	120	370 - 620	0	20	204001		
	Size 0	15	1	170	431 - 680	0	20	55851		
	Size 1	15	1	300	601 - 800	0	20	55852		
				2	300	850 - 1100	0	20	204705	
	Size 1B ²	15	1	300	601 - 800	1	20	55853		
	Size 2	15	2	400	801 - 1000	1	20	55854		
					1050 - 1300	1	20	204707		
				500	1001 - 1250	1	20	55855		
	Size 4	15	2	600	1251 - 1500	1	10	55856		
	Size 4B	15	2	500	1251 - 1500	1	10	204708		
	Size 5	15	2	700	1501 - 1750	1	10	55857		
	Size 5B	15	2	500	1501 - 1750	1	10	204711		
	Size 6 ³	15	3	1050	1851 - 2100	1	10	55858		
	Size 6A	15	3	1050	1651 - 1850	1	10	55859		
	Size 7	15	3	1050	2101 - 2350	1	10	55861		
With door bullet catch	Silver		Size 6 ³	15	3	1050	1851 - 2100	1	10	203906
			Size 6A	15	3	1050	1651 - 1850	1	10	203907
			Size 7	15	3	1050	2101 - 2350	1	10	203908

¹ Only possible in combination with Tilt-Only lock 59929, 203279, 205922 and 205923.

² Suitable only on 1 sashed windows, except in combination with a French casement drive-gear for EH hardware groove.

³ This espagnolette can be used from a S.R.H. of 1750mm (low doors) in connection with the corner element B.

55995



1.2.3 T&T Drive Gear BS 15 FHH i.S.



No

						with 170mm deductible dimension		
Silver	Size 2	15	1	400	801 - 1000	1	20	55994
				500	1001 - 1250	1	20	55995
	Size 4	15	1	600	1251 - 1500	1	10	55996
	Size 5	15	1	700	1501 - 1750	1	10	55997
	Size 6 ¹	15	2	1050	1851 - 2100	1	10	55998
	Size 6A	15	2	1050	1651 - 1850	1	10	220118
	Size 7	15	2	1050	2101 - 2350	1	10	55999

¹ This espagnolette can be used from a S.R.H. of 1750mm (low doors) in connection with the corner element B.