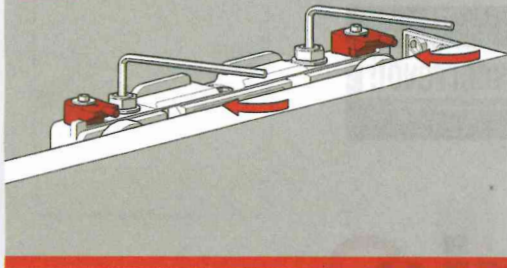



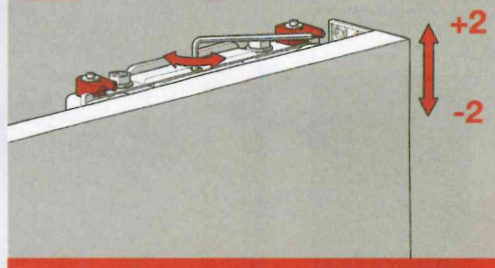
16



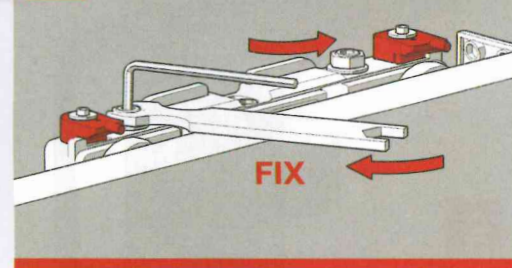
17



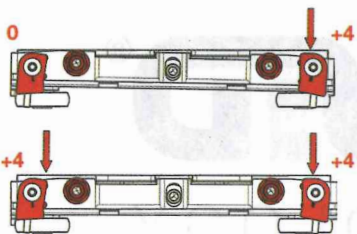
20



21



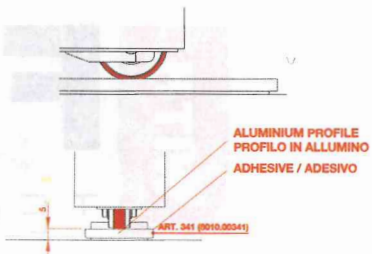
18



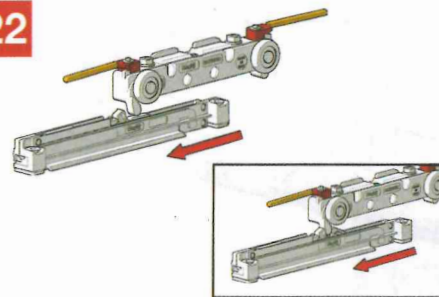
19

ALUMINIUM TRACK FOR IRREGULAR FLOOR
PROFILO IN ALLUMINIO PER PAVIMENTAZIONE IRREGOLARE

OPTIONAL



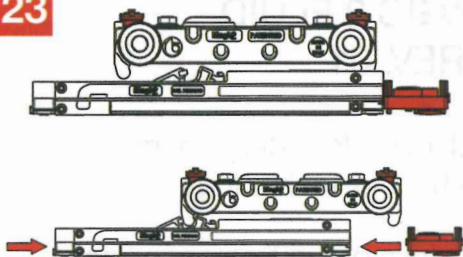
22



**CLOSE THE DOOR SLOWLY AT
FIRST AUTOMATIC LOAD AFTER
INSTALLATION** !

**CHIUDERE LA PORTA LENTAMENTE
AL PRIMO CARICAMENTO
AUTOMATICO DOPO
L'INSTALLAZIONE**

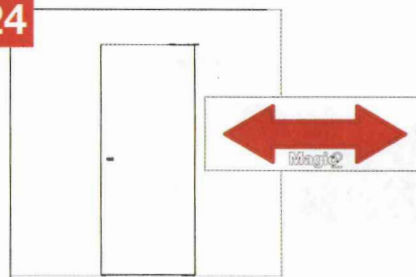
23



**IN ORDER TO ADJUST DOOR
POSITIONING IT IS POSSIBLE TO
MOVE THE DAMPER** !

**PER REGOLARE LA POSIZIONE
DELLA PORTA E' POSSIBILE
SPOSTARE L'AMMORTIZZATORE**

24



**RECOMMENDED FOR
APPLICATIONS IN PUBLIC SPACES,
HOTELS AND RESIDENCES** !

**RACCOMANDATO L'UTILIZZO PER
APPLICAZIONI IN SPAZI PUBBLICI,
HOTEL E RESIDENCE**

